

HOSHIZAKI




Code:

071T.1111AH.GB

Touch Screen Hood Type Dishwasher

Model:

HW-600B3 PDRT



MAIN FEATURES

- * Userfriendly touch screen panel
- * Easy to follow washing steps with dynamic and coloured screen
- * Stainless steel body including washing and boiler tank.
- * Monoblock hygienic washing tank.
- * 69/35/27/23/18 racks per hour (Rack dimensions 50X50 cm)
- * 2.3 lt water consumption per cycle
- * On-screen easy-to-failure status monitoring
- * Digital Pressure switch for washing tank
- * Adjustable detergent / Rinse aid time from screen panel
- * Non-returned - check valve system
- * Saves energy, detergent and water
- * Easy start-up: Single button for water filling and heating in the boiler tank.
- * Adjustable feet for height optimization
- * The dishwasher is completely sealed to guarantee IPX5 water protection
- * Electrical components and cabling according to international standards and safety regulations
- * Washing and rinsing temperatures thermo-stop controlled.
- * Contais stainless steel tank filter
- * Touch screen for temperatures and error displays.
- * Washing temperature at 55-60°C (water supply at a minimum of 2 bar and 50°C)
- * Rinsing temperature at 80-85°C (water supply at a minimum of 2 bar and 50°C)

OPTIONS

ACCESSORIES

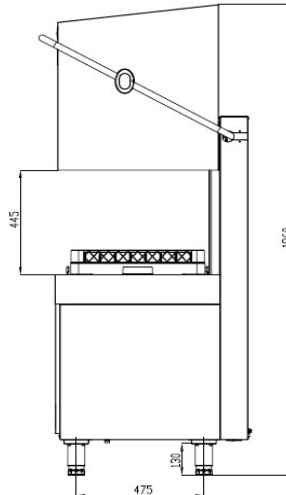
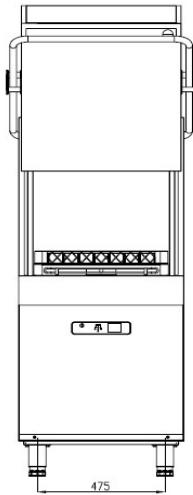
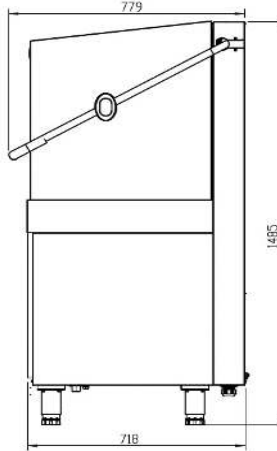
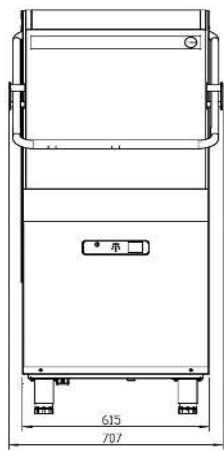
- * Electrical Connection Cable, Flexible Water Supply and Drain Hose
- * 3 Baskets Promotional (Plate,Glass, and Cutlery)
- * Detergent Dispenser
- * Rinse Aid Dispenser
- * Drain Pump
- * Rinsing Pump

STANDARDS

- * EN 60335-1 European Standard relating to safety of household and similar electrical appliances
- * EN 60335-2-58 European Standard relating to the safety of electric appliances



| | | |
|--------------------------------|--|--------------------------------|
| Code: 071T.1111AH.GB | Touch Screen Hood Type Dishwasher | Model: HW-600B3 PDRT |
|--------------------------------|--|--------------------------------|



| DIMENSIONS (Net) | | DIMENSIONS (Shipping) | |
|------------------|----------------|-----------------------|------|
| * Width (mm): | 707 | * Width (mm): | 725 |
| * Depth (mm): | 779 | * Depth (mm): | 795 |
| * Height (mm): | 1485 (1960) | * Height (mm): | 1638 |
| * Weight (kg): | 110 (+/- 10) | * Weight (kg): | 120 |
| | | * Volume (m³): | 0,94 |

TECHNICAL SPECIFICATIONS

| | | | |
|--|---------------------------------------|--|---|
| * Washing Capacity (Basket/hr): | 69/35/27/23/18 | * Electric consumption: | 9,7 Kw 380 V 60 Hz 11,5 Kw 415 V 60 Hz |
| * Washing Tank Capacity: | 22 lt | WATER-IN | |
| * Boiler Tank Capacity: | 7 lt | * Cold water inlet: | 3/4 inch |
| * Washing Pump Power: | 0,66 kW | * Hot Water Inlet: | 3/4 inch |
| * Rinsing Pump Power: | 0,25 kW | * Water inlet pressure | 2-4 Bar |
| * Washing Heat power: | 1,8 kW (380 V) 2,2 kW (415 V) | DRAIN | |
| * Rinsing Heat power: | 9,0 kW (380 V) 10,8 kW (415 V) | * Dirty water discharge connection: | 3/4 inch (Ø28 mm) |
| * Max. Noise: | 67 dBA | Protection class: | IPX5 |
| * Loading Height: | 445 mm | | |